



Rates of Suspension and Expulsion

Michigan's State Performance Plan
Indicator 4

www.michigan.gov/ose-eis

Rates of Suspension and Expulsion Matter for Students With Disabilities

 Data on the rates of suspension and expulsion for students with disabilities assist districts in examining how discipline decisions are made.

 Districts with high rates of suspension and expulsion receive technical assistance from the OSE-EIS regarding additional supports that enable students with disabilities to remain in school and receive appropriate instruction.

Reporting Requirement: Rates of Suspension and Expulsion

Indicator 4 is a results measure.

Indicator 4—Percent of districts identified by the state as having a significant discrepancy in the rates of suspensions and expulsions of students with disabilities for greater than ten days in a school year.

Michigan Information on Rates of Suspension and Expulsion

School districts report disciplinary actions for students with Individualized Education Programs (IEPs) through the Single Record Student Database (SRSD) and a data verification process. School districts report specific disciplinary actions for each student every school year.

The Office of Special Education and Early Intervention Services (OSE-EIS) identifies those districts with rates of suspension/expulsion significantly higher than the state average. In response, the OSE-EIS monitors those school districts. The OSE-EIS reviews the districts' policies, procedures, and practices to identify those that may lead to inappropriate suspensions and expulsions of students with disabilities. These policies, procedures, and practices relate to the development and implementation of IEPs, the use of positive behavioral interventions and supports, and procedural safeguards.

Michigan's Commitment to Education

On September 12, 2006, the State Board of Education adopted a policy on positive behavior support (PBS) stating that each school district in Michigan should implement a system of schoolwide PBS strategies. The vision of this policy is to advance a proactive, positive, skill-building approach for the teaching and learning of successful student behavior. PBS provides effective strategies that promote pro-social behavior and respectful learning environments.

Defining Rates of Suspension and Expulsion

The Michigan Department of Education (MDE) identifies districts with significant discrepancy in the rates of suspensions and expulsions as follows:

- Each district's total number of students with disabilities who were suspended/expelled for greater than ten days in the school year is divided by the total number of students with disabilities in the district. This results in a district rate of suspensions/expulsions.
- The average suspension/expulsion rate is calculated across all districts reporting suspension/expulsion data.
- Districts farthest above the state average (at or above two standard deviations) are identified as significantly discrepant.
- Districts with fewer than ten students who are suspended/expelled for more than ten days are removed from the list of identified districts.

Michigan compares each district's rate of suspension and expulsion for students with disabilities to the state's average rate of suspension and expulsion for students with disabilities because data on suspension and expulsion of general education students is not collected.

Michigan's Performance

Measurable and Rigorous Targets

Indicator Component	FFY 2006 Result	FFY 2007* Result	FFY 2007 Target	FFY 2007 Status
Percent of districts identified by the state as having a significant discrepancy in the rates of suspensions/expulsions.	1.5%	<1.4%	<9.0%	Target Met

Source: Single Record Student Database (SRSD), verification review.

*Federal Fiscal Year (FFY) 2007=July 1, 2007 to June 30, 2008

Michigan met its target for this indicator. The performance on this indicator has been consistent, while the state has increased efforts to obtain accurate and complete data from districts.

For More Information

Michigan State Board of Education's Positive Behavior Support Policy
www.michigan.gov/mde/0,1607,7-140-6530_6564_35177---,00.html




National Technical Assistance Center on Positive Behavioral Interventions and Support (PBIS)
www.pbis.org

National Dissemination Center for Children with Disabilities (NICHCY) - Connections to Behavior Assessment, Plans, and Positive Supports
www.nichcy.org/resources/behavassess.asp

Michigan's Integrated Behavior and Learning Support Initiative (MiBLSi)
www.cenmi.org/miblsi

Michigan's State Performance Plan (SPP) and Annual Performance Report (APR)
www.michigan.gov/ose-eis

Michigan Can Improve

-  Improved communication from the OSE-EIS, along with the efforts of the intermediate school districts (ISDs) to assist their districts with timely data submission, are resulting in data that provides a more accurate picture of the rates of suspensions and expulsions in the state.
-  Districts that demonstrate a significant discrepancy in rates of suspension/expulsion are provided with information and technical assistance.
-  The OSE-EIS collaborates with the Michigan's Integrated Behavior and Learning Support Initiative (MiBLSi) personnel to continue to reduce the rates of suspension/expulsion in the state through PBS strategies.